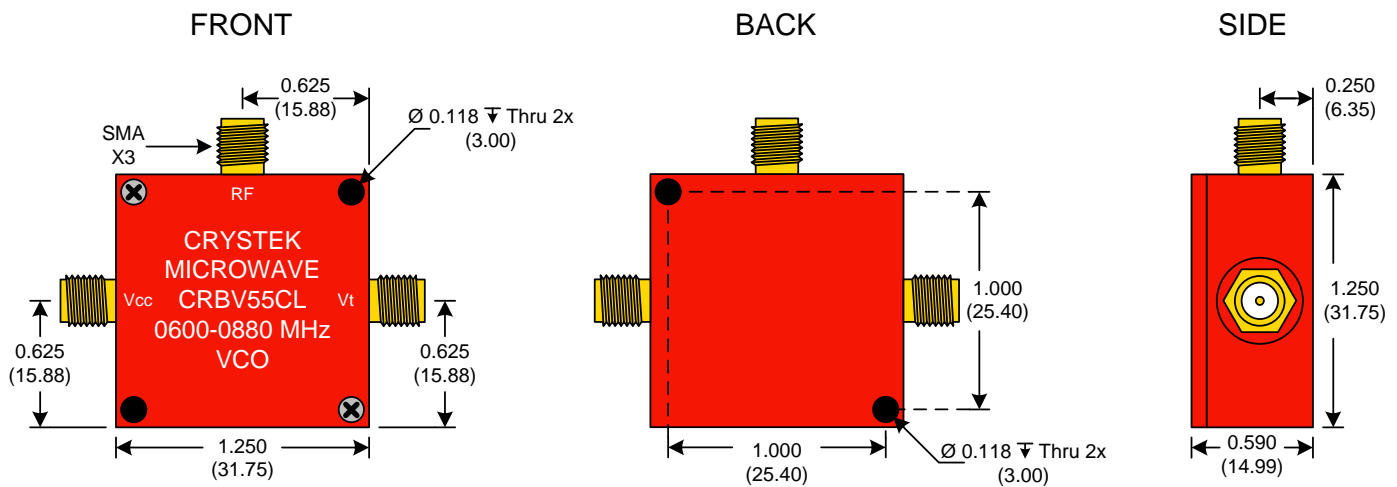




PERFORMANCE SPECIFICATION	MIN	TYP	MAX	UNITS
Lower Frequency:			600	MHz
Upper Frequency:	880			MHz
Tuning Voltage:	0.5		4.5	VDC
Supply Voltage:	4.75	5.0	5.25	VDC
Output Power:	-3.0	0	+3.0	dBm
Supply Current:		10	20	mA
Harmonic Suppression (2 <sup>nd</sup> Harmonic)		-10		dBc
Pushing:		2.0	4.0	MHz/V
Pulling, all Phases:		4.0	8.0	MHz pk-pk
Tuning Sensitivity:		60		MHz/V
Phase Noise @ 10kHz offset:		-98	-95	dBc/Hz
Phase Noise @ 100kHz offset:		-121	-118	dBc/Hz
Load Impedance:		50		$\Omega$
Input Capacitance:			100	pF
Operating Temperature Range:	-40		+85	$^{\circ}\text{C}$
Storage Temperature Range:	-45		+90	$^{\circ}\text{C}$



● Unless otherwise specified, Dimensions are in:  $\frac{\text{IN}}{\text{mm}}$

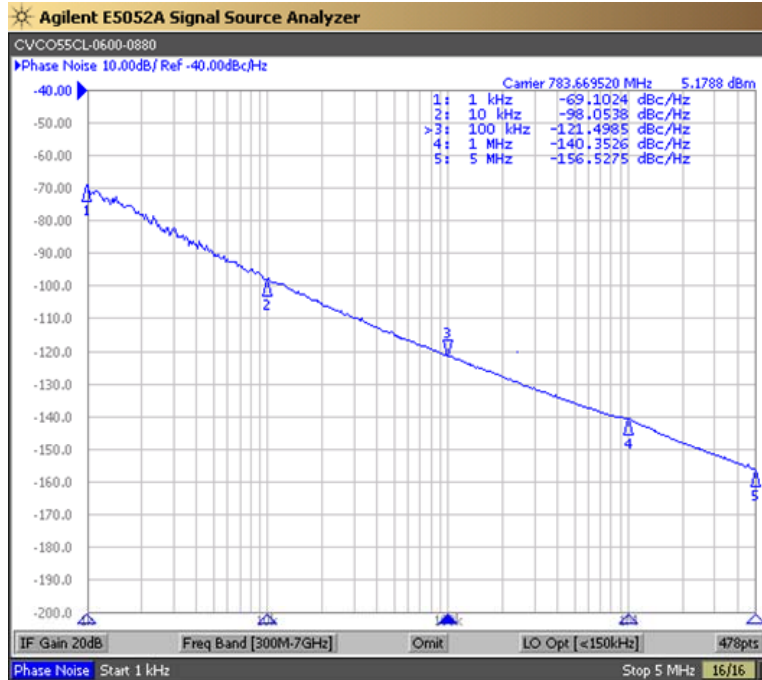
**Product Control:**

Crystek Part Number:	CRBV55CL-0600-0880	Release Date:	04-Feb-09
Revision Level:	C	Responsible:	C. Vales

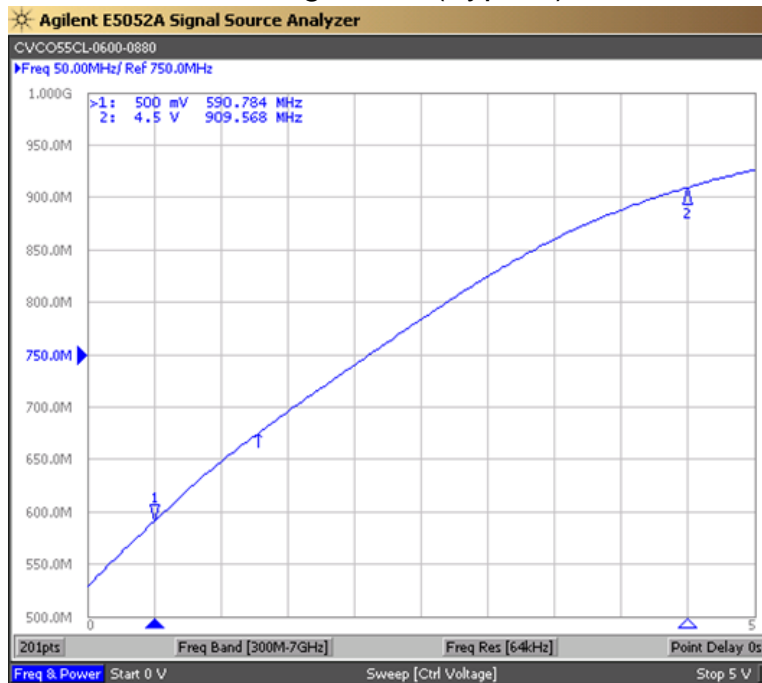




Phase Noise (1 Hz BW, Typical)



Tuning Curve (Typical)



**Product Control:**

Crystek Part Number:	CRBV55CL-0600-0880	Release Date:	04-Feb-09
Revision Level:	C	Responsible:	C. Vales

Specification is subject to change without notice

